

P.W.V. KONSORTIUM CONSORTIUM

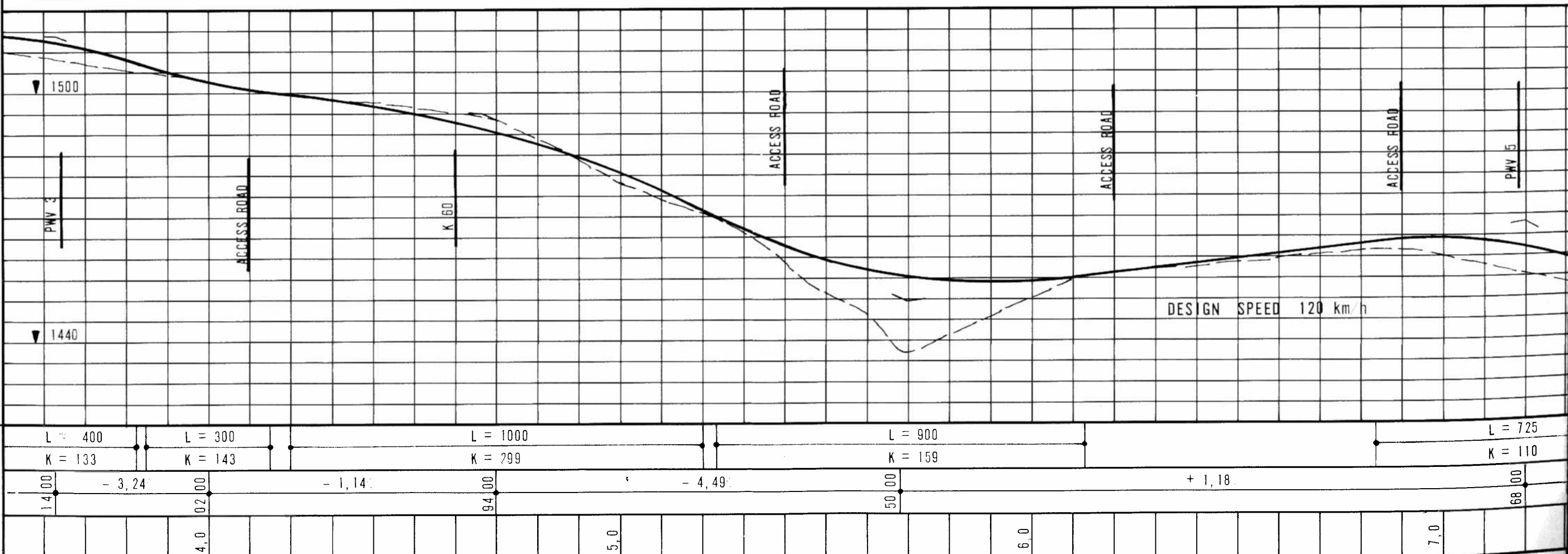
TOEGANGSWISSELAAR ACCESS INTERCHANGE **(T)**

STELSELWISSELAAR SYSTEM INTERCHANGE **(S)**

ORTOFOTONUMMERS ORTHOPHOTO NUMBERS

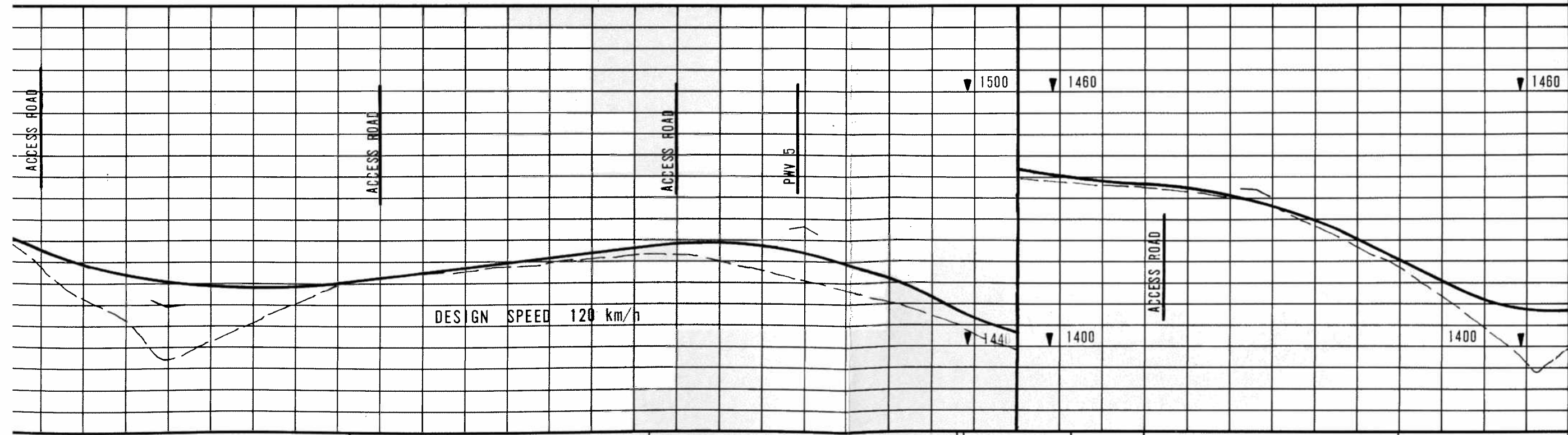
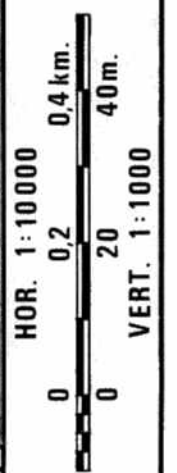
2627 BB 4 2625 BB 5

2627 BB 10





PROV. PAD/ROAD:
 P.W.V. PAD/ROAD: K 29
 PLAN NR./NO.: J / K29 / 2 L.S.



TRANSVAALSE PAAIEDEPARTEMENT
 TRANSSVAAL ROADS DEPARTMENT
LENGTESNIT / LONG. SECTION

50.00	68.00	41.00	36.00	00.00
L = 900	L = 725	L = 250	L = 600	
K = 159	K = 110	K = 55	K = 142	
+ 1,18%	- 5,40%	- 0,85%	- 5,07%	
6,0	7,0	8,0	9,0	

VERT. BOË/CURVES
 HELLING GRADE
 km. AFST. DIST.